



RealRate

ICP 5: Investors

Invest with Confidence. Backed by AI Transparency

Agenda



1

Introduction

2

**Investor Pain
points**

3

**Our Unique
Solutions**

4

**Our Innovative AI
technology**

5

Key Benefits

6

**Methodology +
Consulting &
Workshops**

7

**Our Success
Story**

8

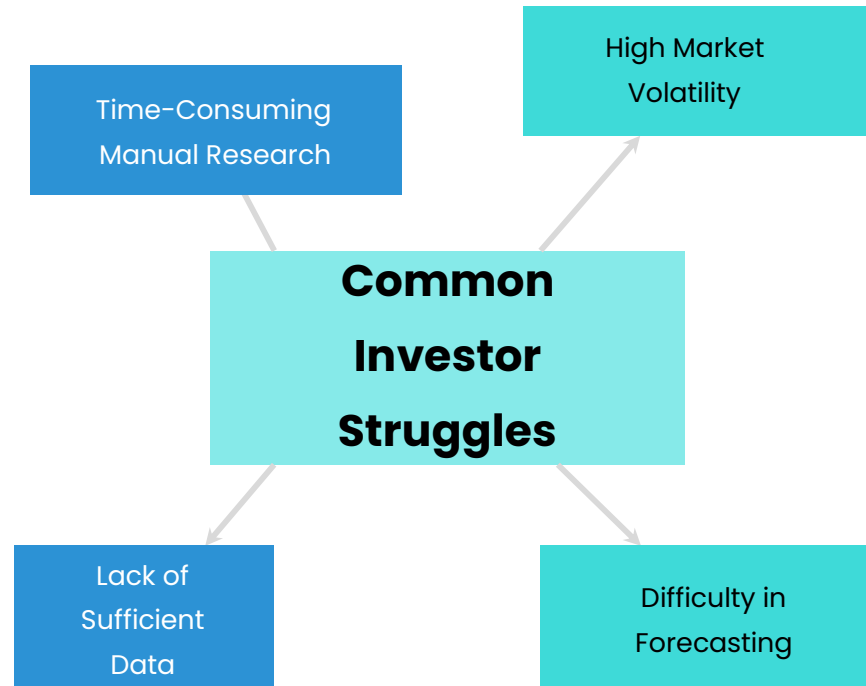
Contact



Investor Pain Points



RealRate



REALRATE

ICP 5: Investors



RealRate

Holistic Company Valuation	RealRate evaluates companies holistically—beyond traditional models
Causal Financial Analysis	Our AI identifies the true drivers of success or failure, giving investors deeper insight than traditional metrics.
Industry-Specific AI Analytics	RealRate adapts to multiple industries, ensuring precise financial evaluation.

Our Innovative AI Technology



☒ **Explainable AI (XAI)**

🏆 **Unbiased & Independent
Ratings**

📊 **Causal Relationship
Visualization**

🏢 **Industry-Specific Expert
Systems**

📊 **AI-Driven Benchmarking**



German AI startups



PyTorch Summer Hackathon
2020



Top 25 Insurtech CEOs 2020



German Business Award 2020

Award Winning AI Technology

FEATURES/BENEFITS	REALRATE	TRADITIONALCOMPETITORS
AI-Powered Analysis	✓ Award-winning AI for financial insights	Limited or no AI
Transparency	✓ Clear, explainable insights tailored for decision-making	Vague and unclear reports
Speed of Delivery	✓ Comprehensive results within days	Weeks or months
Actionable Insights	✓ Tailored recommendations for improvement	Generic, one-size-fits-all advice
Recognition	✓ Multiple awards, including German Business Award 2020	Few or no recognitions
Cost-Effectiveness	✓ Affordable and scalable solutions	Expensive services or tools



RealRate

Core Principles Investors Can Trust



RealRate



Transparency

Clarity and openness
in processes.



Convenience

Ease of use and
accessibility for
users.



Reliability

Dependable
outcomes that users
can trust.



Efficiency

Streamlined
operations that save
time and resources.

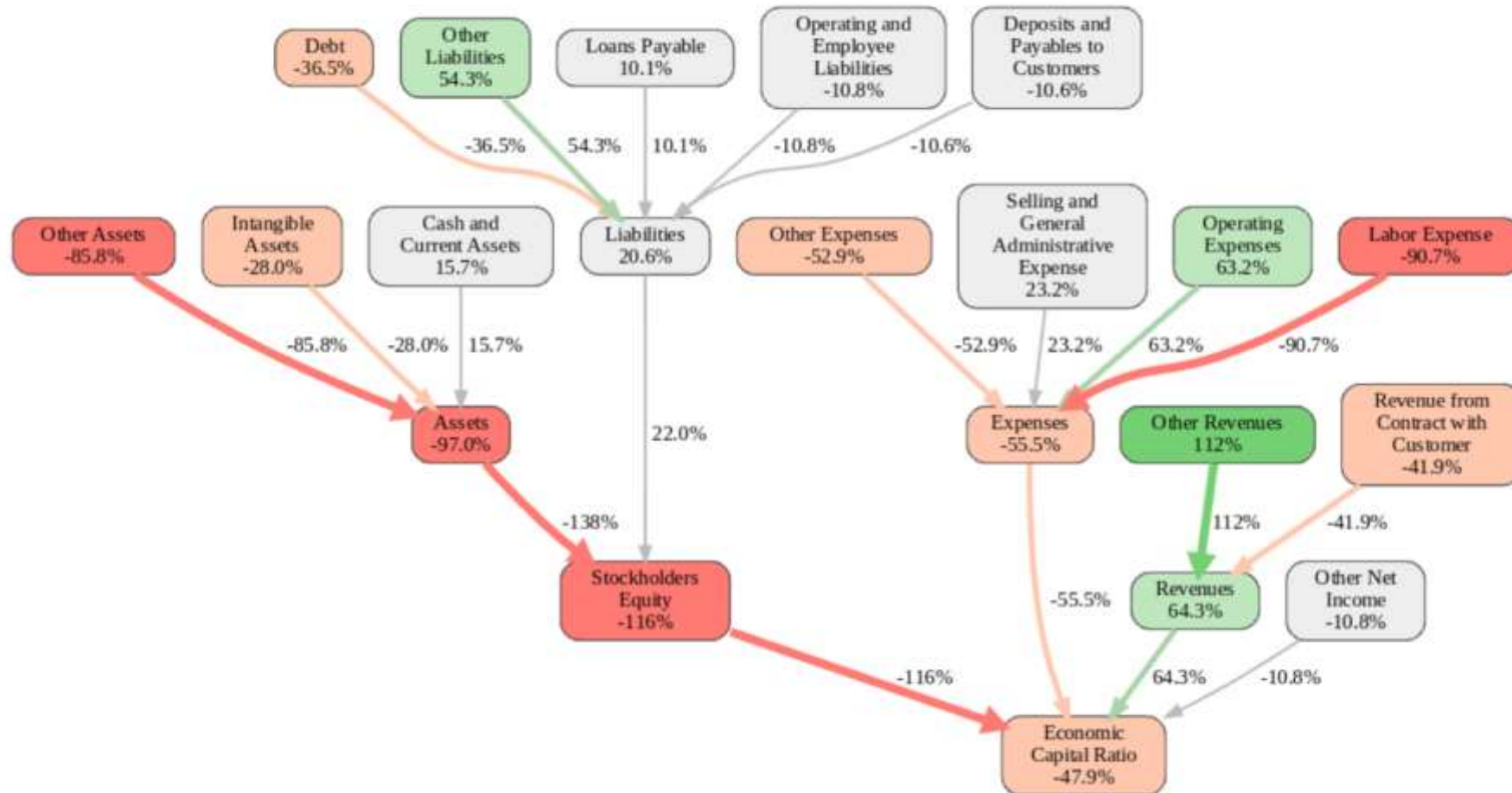
Our Methodology



Example of AI-Driven Causal Modeling for Financial Performance Optimization



RealRate



Examples of Input and Output Data Used in AI-Driven Financial Analysis



Input Variable	Value in 1000 USD	Output Variable	Value in 1000 USD
Assets, Current	0	Liabilities	2,237,032
Assets, Non-current	0	Assets	6,601,757
Cash	0	Expenses	364,502
Goodwill	0	Revenues	9,518,202
Inventory	0	Stockholders Equity	4,364,725
Liabilities, Current	0	Net Income	9,153,700
Liabilities, Non-Current	0	Comprehensive Net Income	9,153,700
Notes and Loans Payable	0	Economic Capital Ratio	477%
Other Assets	6,601,757		
Other Compr. Net Income	0		
Other Expenses	364,502		
Other Liabilities	2,237,032		
Other Net Income	0		
Other Revenues	9,518,202		

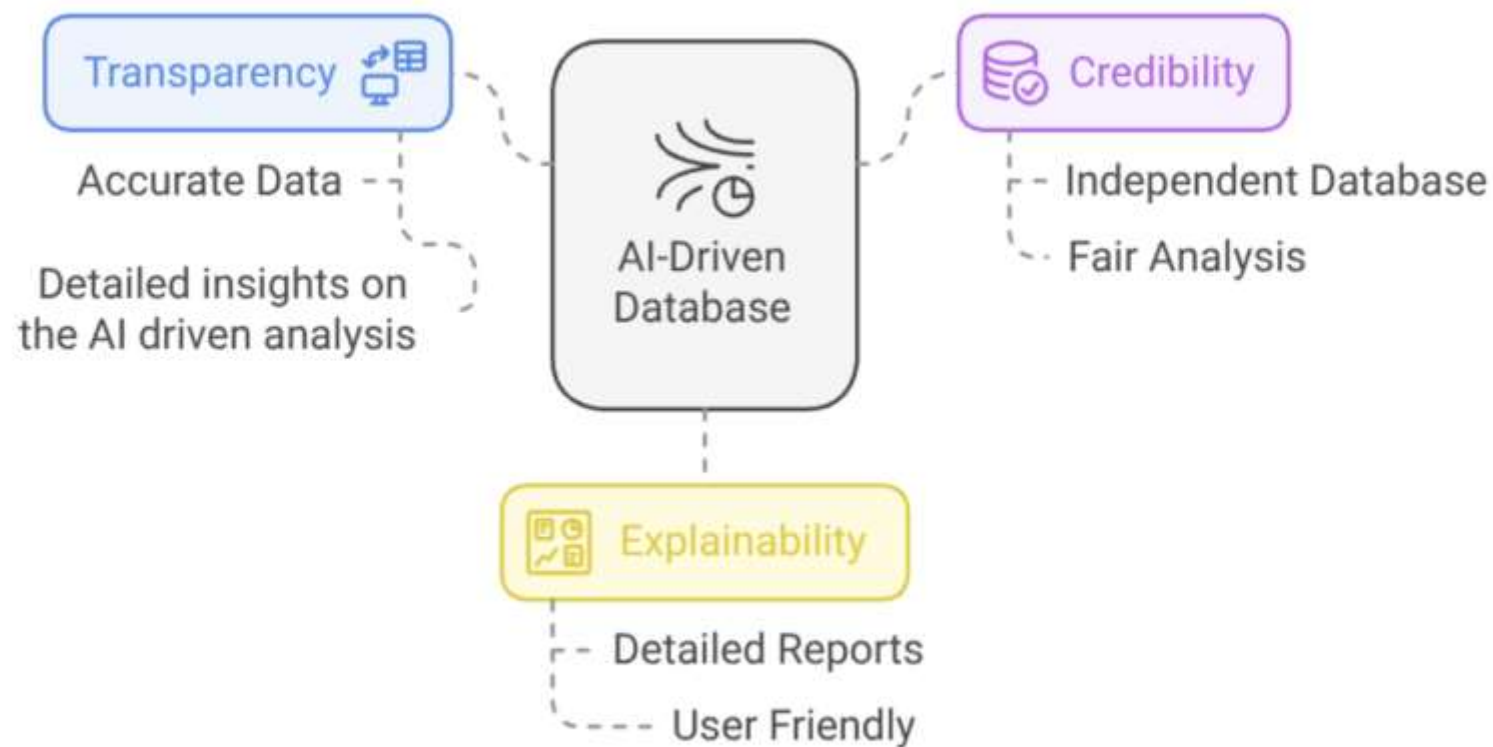
Remark: Financial data from the annual report serves as input variables, while our award-winning explainable AI generates meaningful output variables for advanced financial analysis.

Comprehensive Cross Industry Data








































TOTAL INDUSTRY RANKINGS	307
TOTAL COMPANY RATINGS	18853
TOTAL TOP RATED COMPANIES	4600

Investor Benefits of Our Exclusive Database



Industry Spotlight: Top-Rated Companies

	RANK	COMPANY	SEAL	RATING VALUE	TREND
	1	Abrdn Gold ETF Trust		248.40%	28.0 
	2	Spdr Gold Trust		244.96%	38.0 
	3	Goldman Sachs Physical Gold ETF		236.40%	31.0 
	4	Graniteshares Gold Trust		232.41%	19.0 
	5	Abrdn Precious Metals Basket ETF Trust		229.51%	30.0 
	6	Altegris Winton Futures Fund L P		229.21%	7.0 
	7	Graniteshares Platinum Trust		227.64%	38.0 
	8	United States Gasoline Fund Lp		223.86%	-4.0 
	9	United States 12 Month Oil Fund Lp		222.33%	-7.0 
	10	Abrdn Silver ETF Trust		221.36%	14.0 
	11	Associated Capital Group Inc		217.59%	32.0 
	12	United States Brent Oil Fund Lp		216.81%	-9.0 
	13	Ceres Classic L P		213.55%	-5.0 

What You Will Get



Decision-Making Improvement

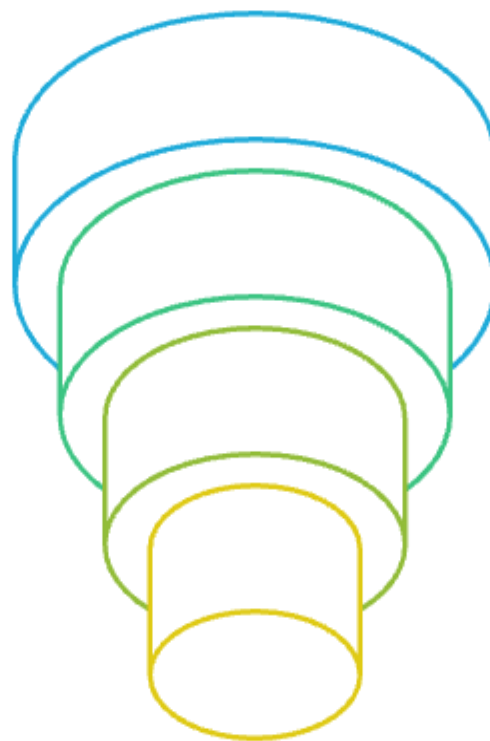


Enhancing strategic choices for better outcomes

Detailed Company Data



A wide range of in-depth information for personalized outreach



Top Leads Identification

Generating insights on the most promising leads



Lead Generation Convenience

Streamlined process for efficiency

Our Success Story



Joachim Zech

Marketing Director at Bayerische Vorsorge Lebensversicherung

"The Real Rate seal on the financial strength of German life insurers is a valuable element in our customer communication. It is used on various channels, such as our website or on product presentations. As a neutral and scientifically based proof of our financial strength, the seal builds trust with our customers and partners."



RealRate

Contact

Dr. Holger Bartel / CEO



holger.bartel@realrate.ai



[linkedin.com/in/dr-holger-bartel/](https://www.linkedin.com/in/dr-holger-bartel/)

